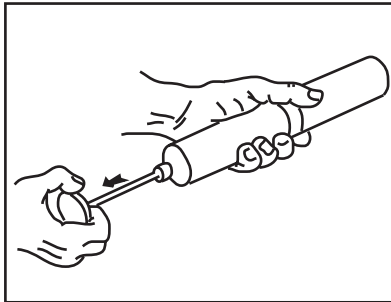
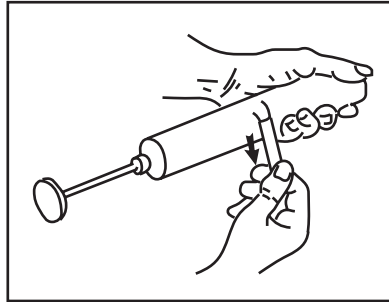


FS-03 specifications

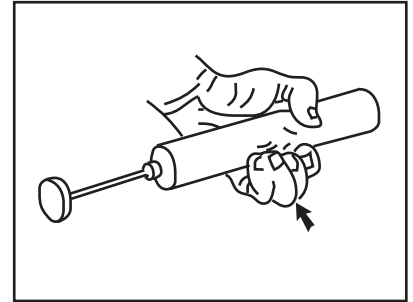
D-03 Silicone RTV Foam Repair Kit



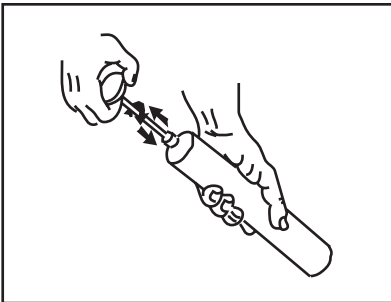
1 Pull back dasher rod



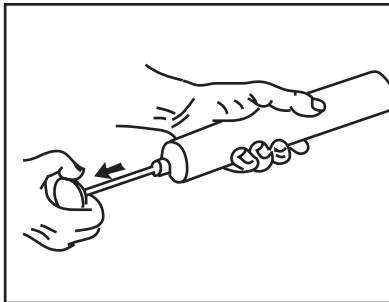
2 Remove clinch band (tape)



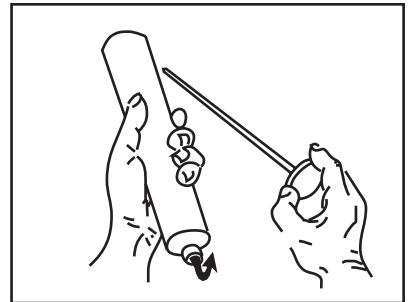
3 Squeeze middle of cartridge to deform barrier



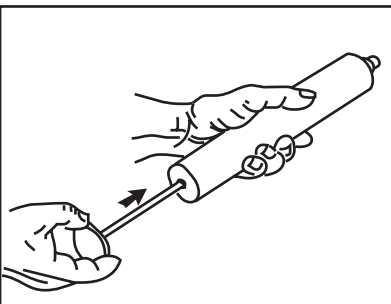
4 Push dasher rod down to plunger and mix by pulling/pushing the rod 30 - 40 strokes. Turn the rod 90° clockwise between each stroke



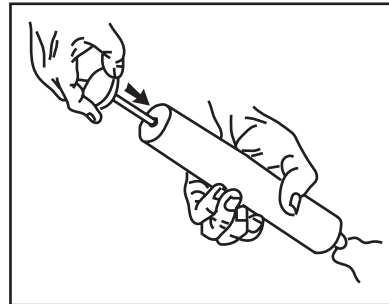
5 After completion of mixing, pull dasher rod back



6 Remove the dasher rod



7 Insert the dasher rod through opening in red cap



8 Press dasher rod forcing material from cartridge

Type: D-03 Silicone RTV Foam
 Colour: Grey/Black
 Cure Time: 2 - 3 minutes
 Density: 300 - 400 kg/m³ cured foam
 Content: 196 gr or approx. 0.6 l cured foam
 Article No: 100784

Recommendations for the use of our products are based on tests and information we believe to be reliable. Manufacturer or seller are not responsible for results where the products are used under conditions beyond our control. Specifications are subject to change without notice.